

piazza
Alüminyum Sistemleri

Alüminyumun hayatımızla birleştiği nokta ...

3'LÜ 4'LÜ ve 5'Lİ SÜRME SİSTEMLERİ Cam Balkon Özelliği Olan Sürme



TR 2015/09747 Numara ile TPE nezdinde PATENT Tescili' ile Korunmaktadır



**YÜKSEK KATLARDA
DIŞ TARAFTAN**



CAM SİLMEMEYE UYGUN

2014

2015

2016

2017

2018

2019

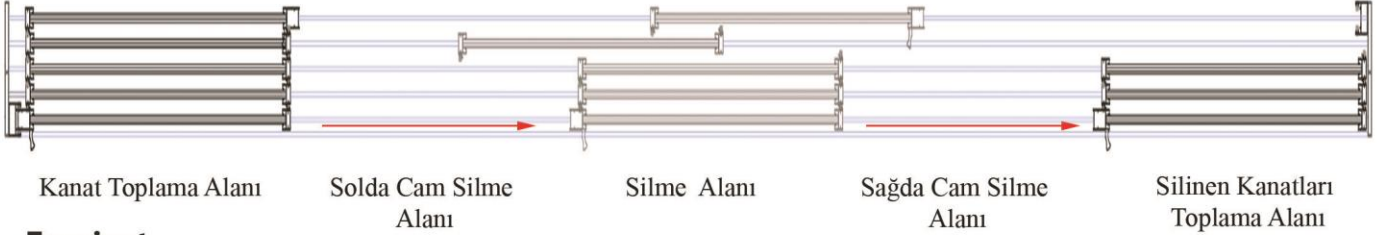
KULLANIM ALANLARI

Kış bahçeleri , havuz kenar kapatmaları, veranda yanları kapatmaları ,teras kapatmaları , fabrika veya makinalara hijyenik ortam odaları, kafe, restoran,bistro gibi sabit ve hareketli kayar tavanların alt kısımlarına uygulanmaktadır. Zemin ve yüksek katlarda cam balkon olarak kullanılabilir.



SİSTEMİN ÖZELLİKLERİ

Üst Katlarda Cam Silme Şekilleri



Emniyet

- * Sistem sağda ve soldaki kanatlarda ister içten istenirse de dıştan kilitlenebilir.
- * Hareketli kanatların yukarı kaldırılarak raydan çıkmamasını sağlayan emniyet kilitleri mevcuttur.
- * Kanatlar arka kenetleme sistemi sayesinde ileri , geri ve sağa , sola açılmamaktadır.

Sızdırmazlık İzolasyon

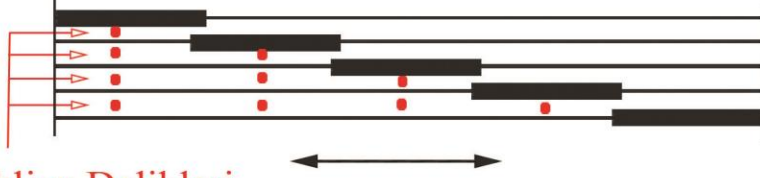
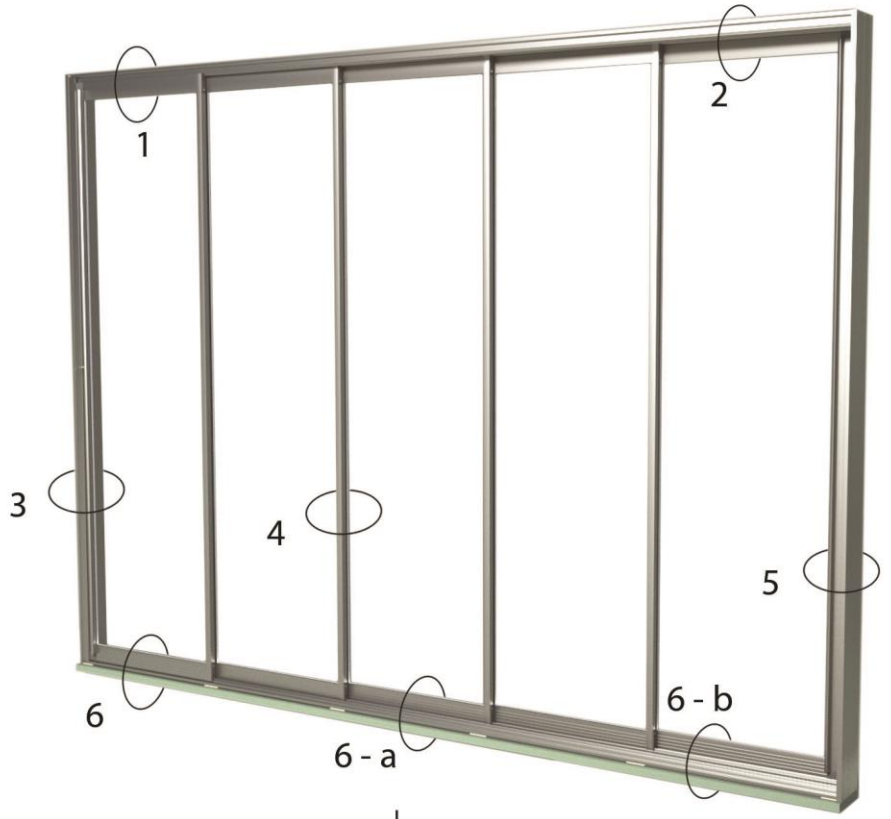
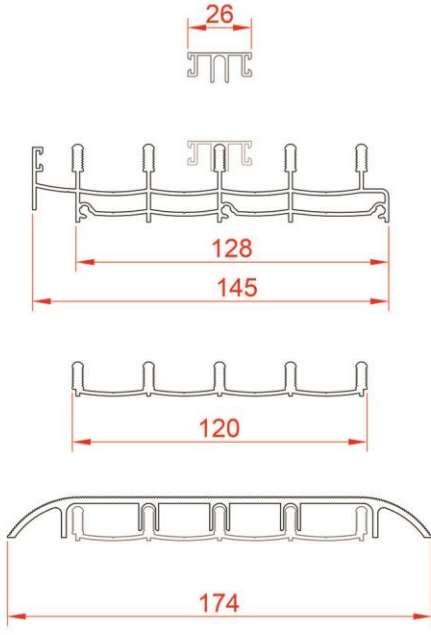
- * Sisteme doğru detay uygulandığında kesinlikle su, rüzgar, toz dış mekandan içeri girmemektedir.
- * Sistem fitilli kauçuk sızdırmazlık takozu sayesinde kanallardan suyun içeri girmesini engellemektedir. Aynı zamanda kauçuk takozlar üzerindeki kıl fitiller sayesinde toz, rüzgar ve soğuk içeri girmemektedir.
- * Sistemimize 4 mm' den 10 mm' e kadar düz cam uygulanmaktadır.
- * Sistemimize 19 mm Isıcam (4 + 9 + 6),(5 + 9 + 5),(4 + 10 + 5) Isıcam kombinasyonları uygulanmaktadır.
- * Sistem mekanlarda zeminden 400 cm' e kadar olan ölçülerde dikey profillerin içine direnç artırıcı profil kullanılarak uygulanır. (Detay 4 - a bakınız)
- * Sistem üst katlarda 300 cm' e kadar olan ölçülerde direnç artırıcı profiller kullanılarak uygulanır. (Detay 4 - a bakınız)
- * Sistemimizde kanat genişlikleri 140 cm' e kadar uygulanabilmektedir.
- * Tekerler özel yapım yüksek taşıma kapasitesine sahip olup 2 yıl garantilidir.

Detaylı bilgi ve döküman için iletişim kurunuz.




Tel: +90 0312 350 3005

Gsm: +90 0532 232 4766




Su Tahliye Delikleri
(10 veya 12 mm delik çapı)


5 Raylı 5 Kanatlı
Sağ ve Sola toplanabilir
(130 mm)



Su Tahliye Delikleri
(10 veya 12 mm delik çapı)

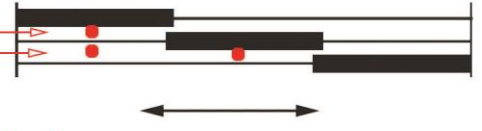


5 Raylı 10 Kanatlı Sağ ve Sola toplanabilir(130 mm)



3 Raylı 6 Kanatlı
Sağ ve Sola toplanabilir
(70 mm)

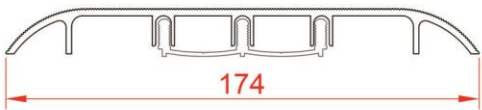
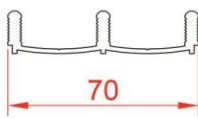
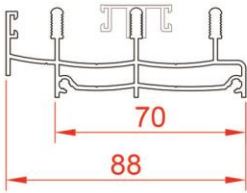
Su Tahliye Delikleri
(10 veya 12 mm delik çapı)



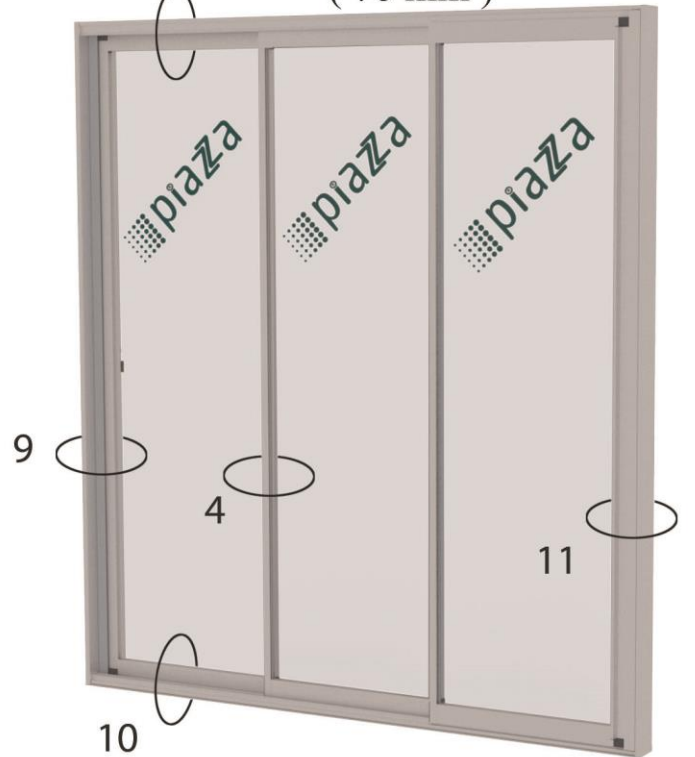
3 Raylı 3 Kanatlı
Sağ ve Sola toplanabilir
(70 mm)

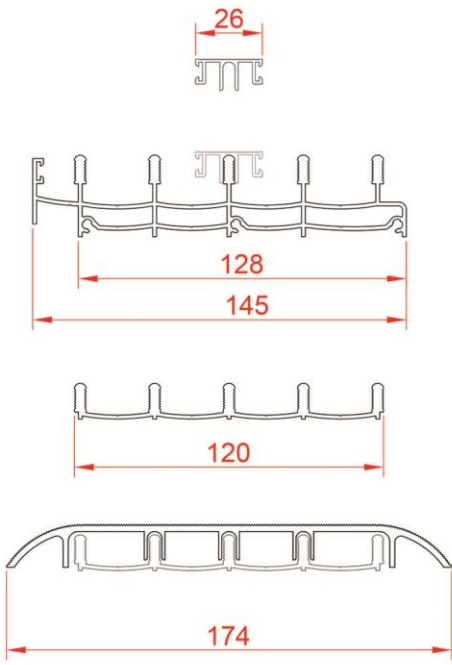


Ray Kapak Profili (İsteğe bağlı)

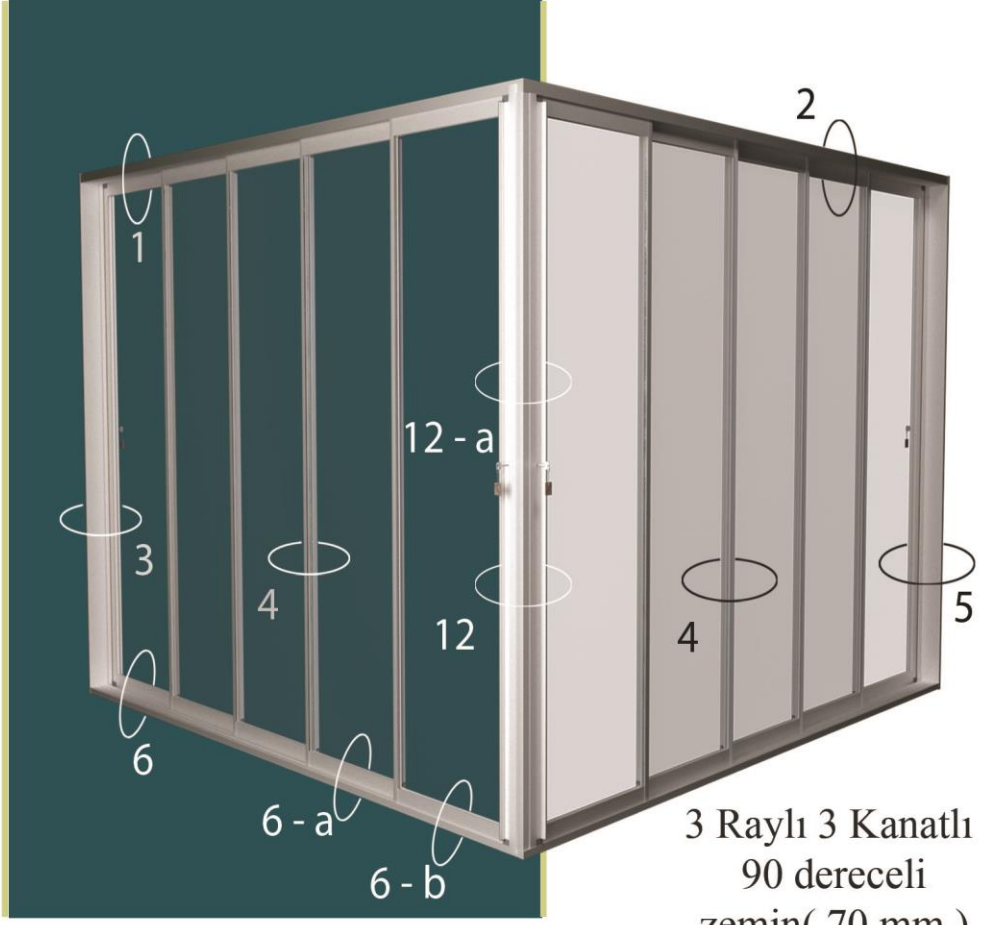


Yürüme Platformu (İsteğe bağlı)

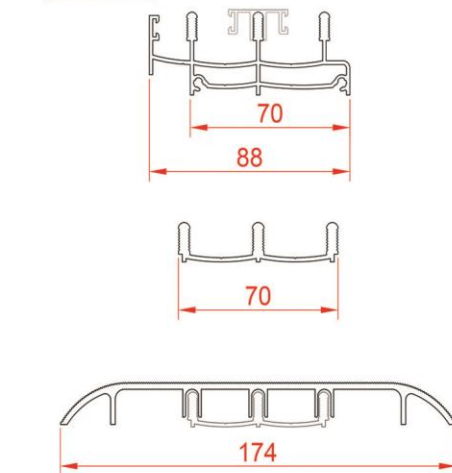
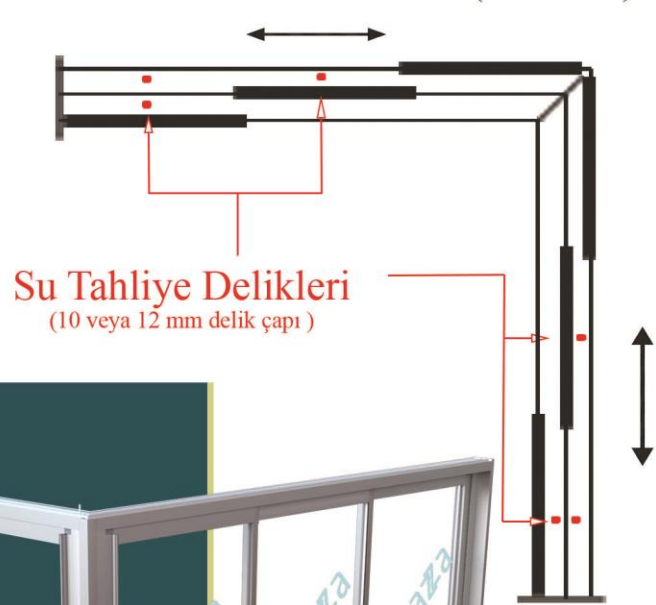
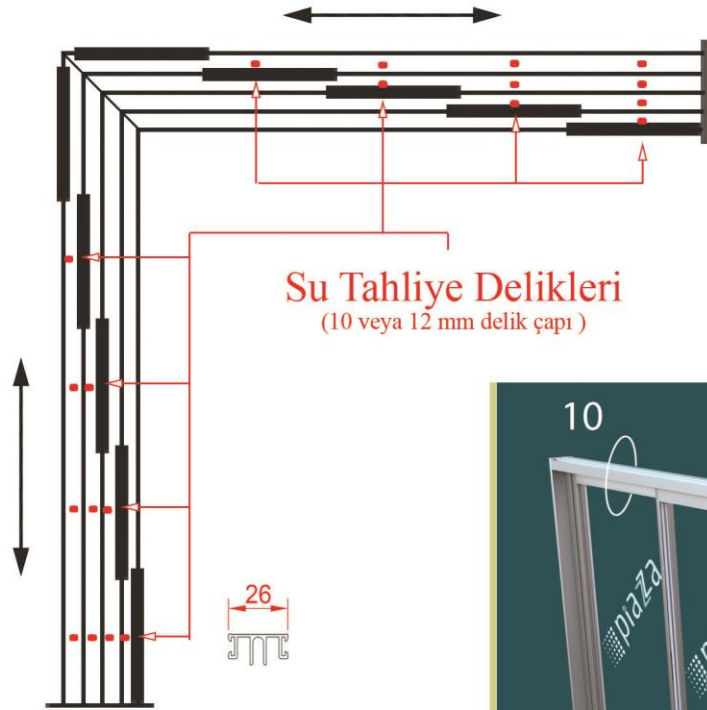




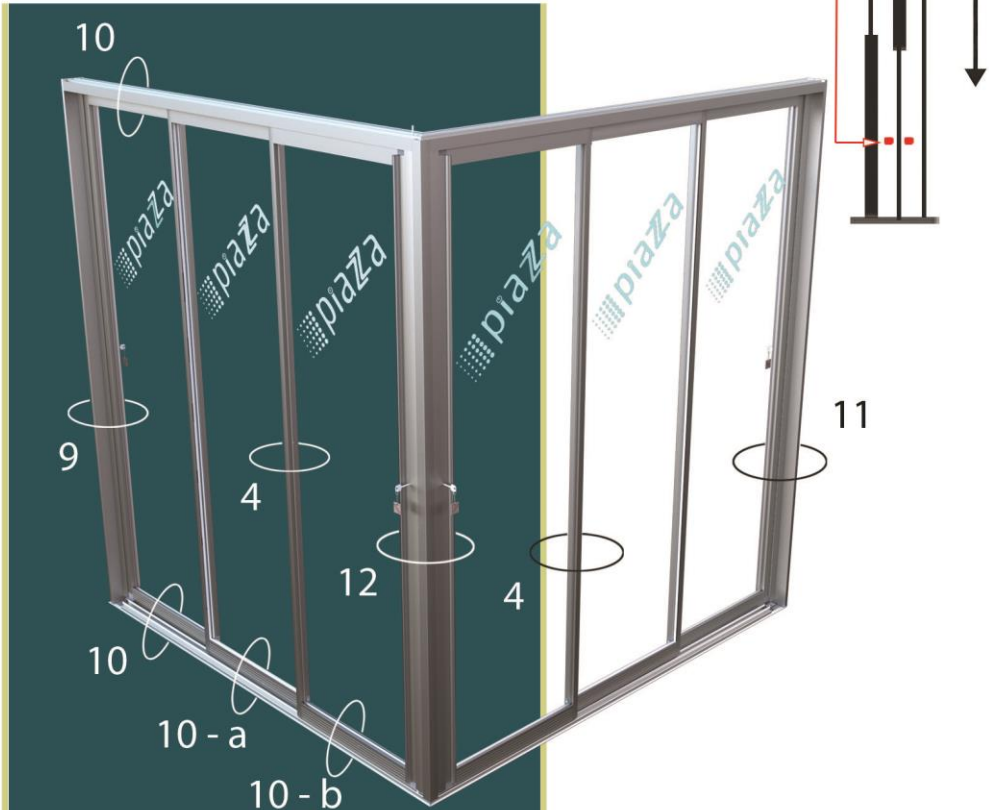
5 Raylı 5 Kanatlı
90 dereceli
zemin (130 mm)



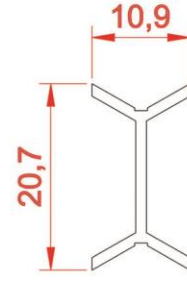

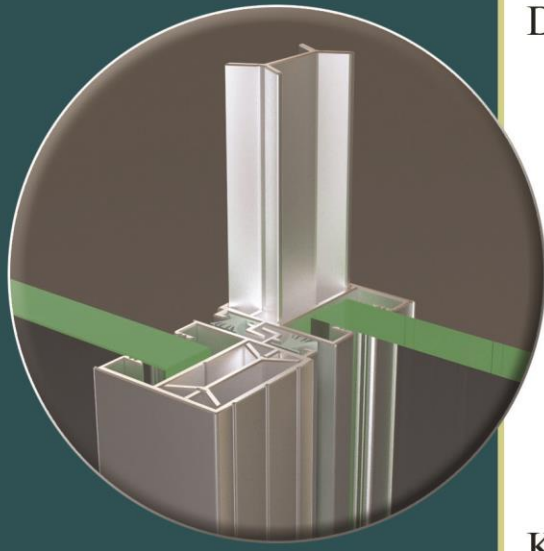
3 Raylı 3 Kanatlı
90 dereceli
zemin(70 mm)



Yürüme Platformu



Direnç Artırıcı Takviye Profili

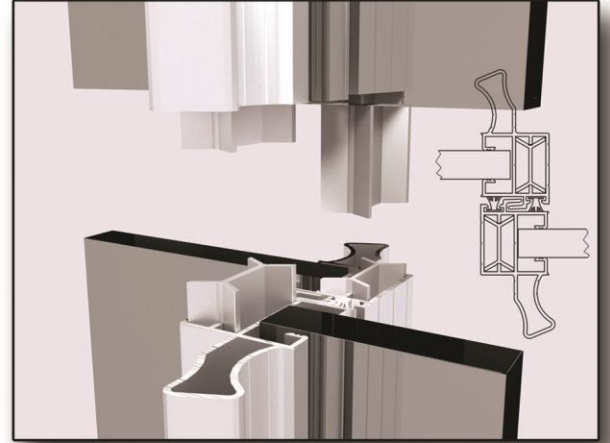



250 cm den sonra kesin kullanılmalı

250 cm den aşağı ölçülerde isteğe bağlı

Direnç Artırıcı Takviye Profili

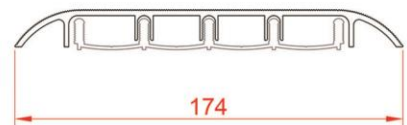
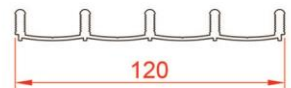
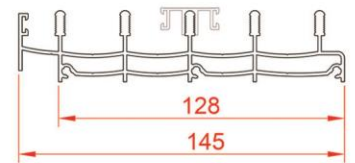

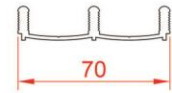
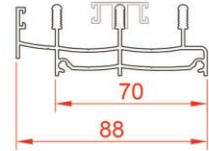
Kulplu ve takviye profili ile kullanıldığında 400 cm. ye kadar uygun




4 - a nolu nokta detayı




Yürüme Platformu (İsteğe bağlı)




Ray Kapak Profili (İsteğe bağlı)




1 nolu nokta detayı




2 nolu nokta detayı



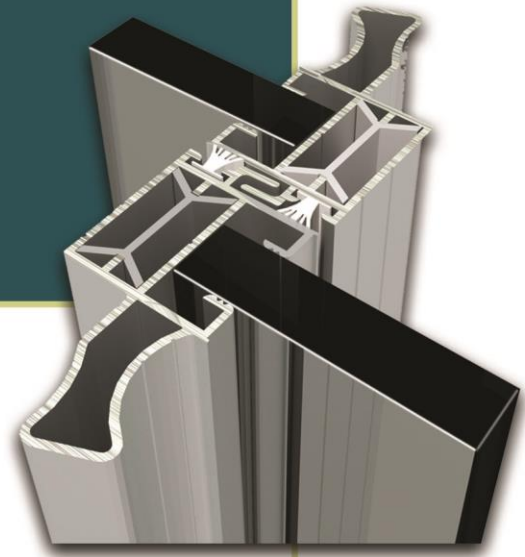
3 nolu nokta detayı




4 nolu nokta detayı




5 nolu nokta detayı




4 - a nolu nokta detayı




6 nolu nokta detayı Dış Görünüş




6 nolu nokta detayı İç Görünüş
İsteğe Bağlı Ray Kapağı



6 nolu nokta detayı Dış Görünüş




6 - a nolu nokta detayı



Zemin Yürüme Platformu



6 - b nolu nokta detayı



Zemin Yürüme Platformu

6 - b nolu nokta detayı


7 nolu nokta detayı




8 nolu nokta detayı



9 nolu nokta detayı




10 nolu nokta detayı




10 nolu nokta detayı




10 - a nolu nokta detayı
Zemin Yürüme Platformu



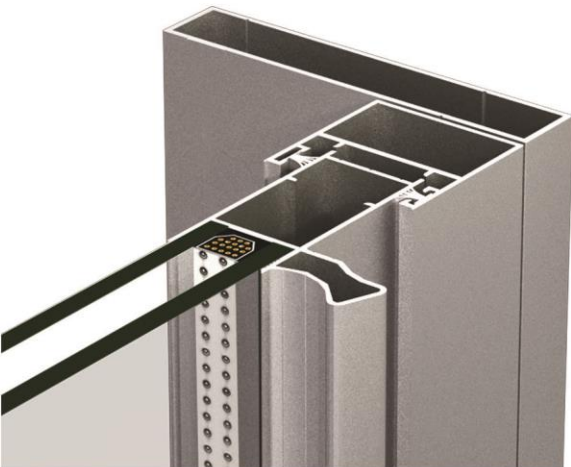
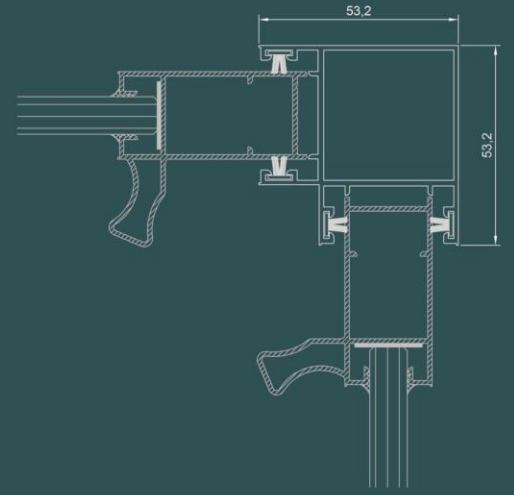
10 - b nolu nokta detayı




10 - c nolu nokta detayı



12 nolu nokta detayı İç Görünüş






11 nolu nokta detayı



12 nolu nokta detayı Dış Görünüş

1-2-3-4-5 Raylı Sürme Kayar Kanatlı Güneş Kırıcı Menfez Detayları



Sürme serilerin güneş kırıcı detayı





PENCERE ÖNÜ HAREKETLİ GÜNEŞ KIRICI




PENCERE ÖNÜ HAREKETLİ GÜNEŞ KIRICI



ISICAMLI KORKUK ÜZERİNE
ISICAMLI SÜRME



PENCERE ÖNÜ HAREKETLİ GÜNEŞ KIRICI



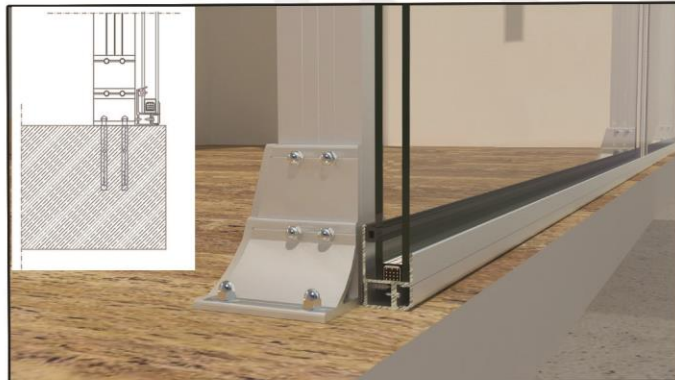
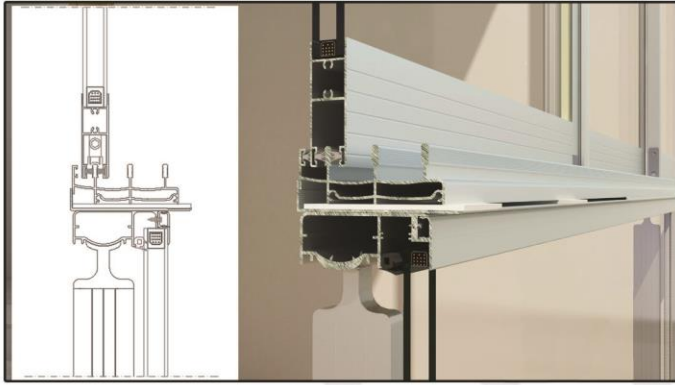
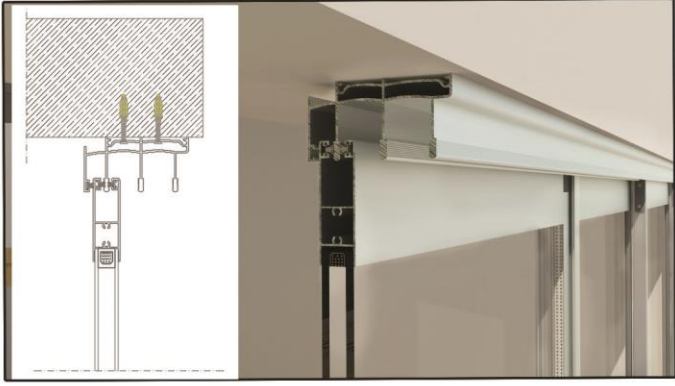
GECE GÖRÜNÜM
LED İŞIKLI




ISICAMLI KORKUK ÜZERİNE
ISICAMLI SÜRME


ISICAMLI VE DÜZ CAMLI KÜPEŞTE ÜZERİNE UYGULANABİLEN SÜRME SİSTEMİ

YENİ SİSTEM



2017 / 09413 Numara İle TPE nezdinde PATENT
Tescilli ile Korunmaktadır.

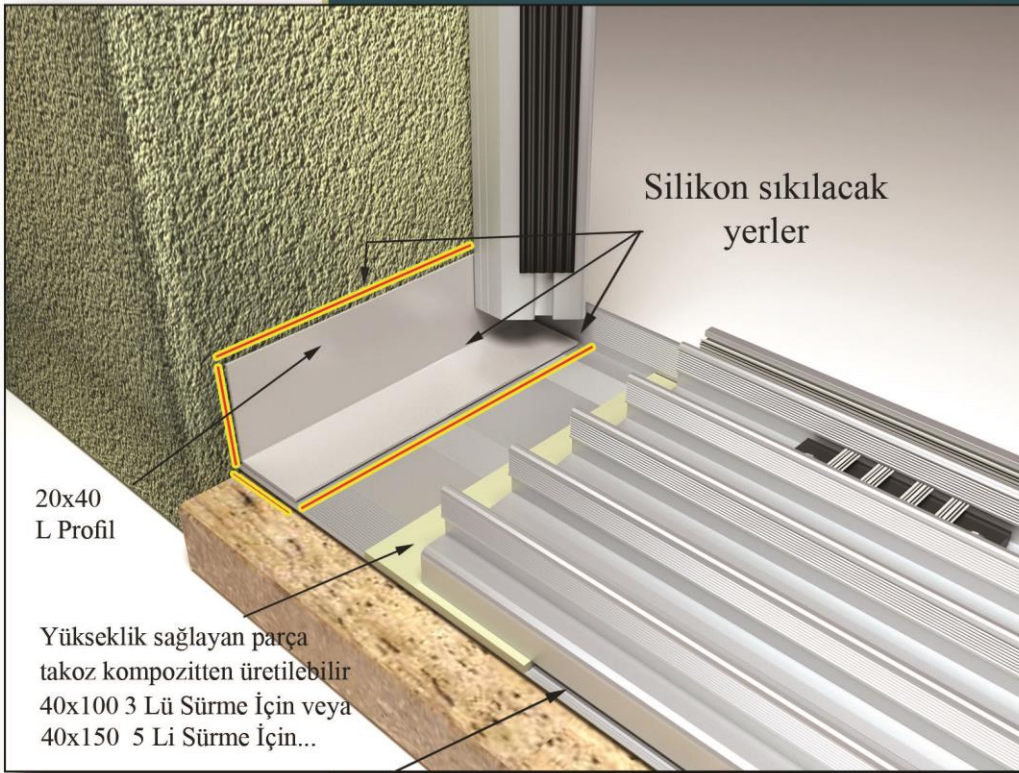




İçten Kilitlemeli Orta Birleşim Detayı



İçten Kilitlemeli Köşe Birleşim Detayı



Yan Dikmesiz Uygulamalarda Su Tahliye Detayı




20x40 L Profil

5 Lü Sürme sistem için 150mm
3 Lü Sürme sistem için 100mm
L profil kesilecek

Su Tahliyesini Sağlayan 4 mm Boşluk



Dıştan ve İçten Kilitleme Orta Detay



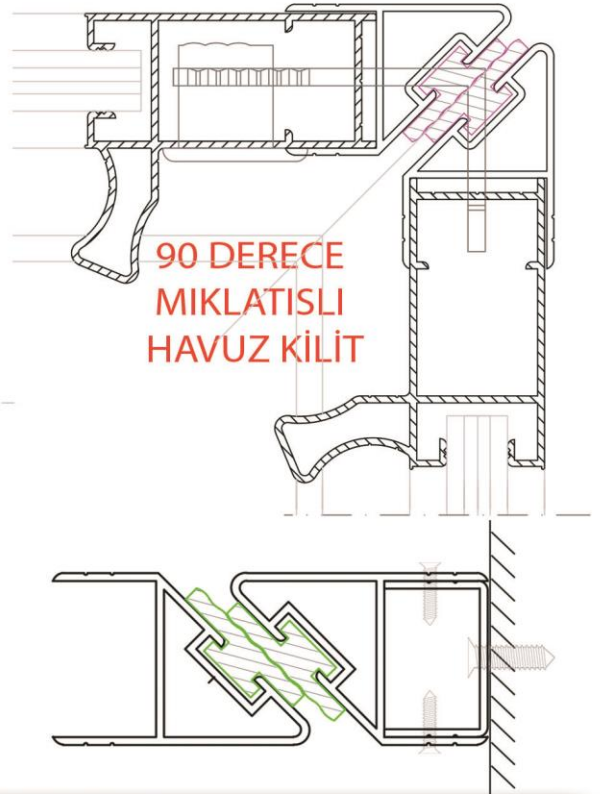
Dikmesiz Duvar Bitmiş Detayı

Cam Balkona Uygun Mıknatıslı Kilitleme Sistemi


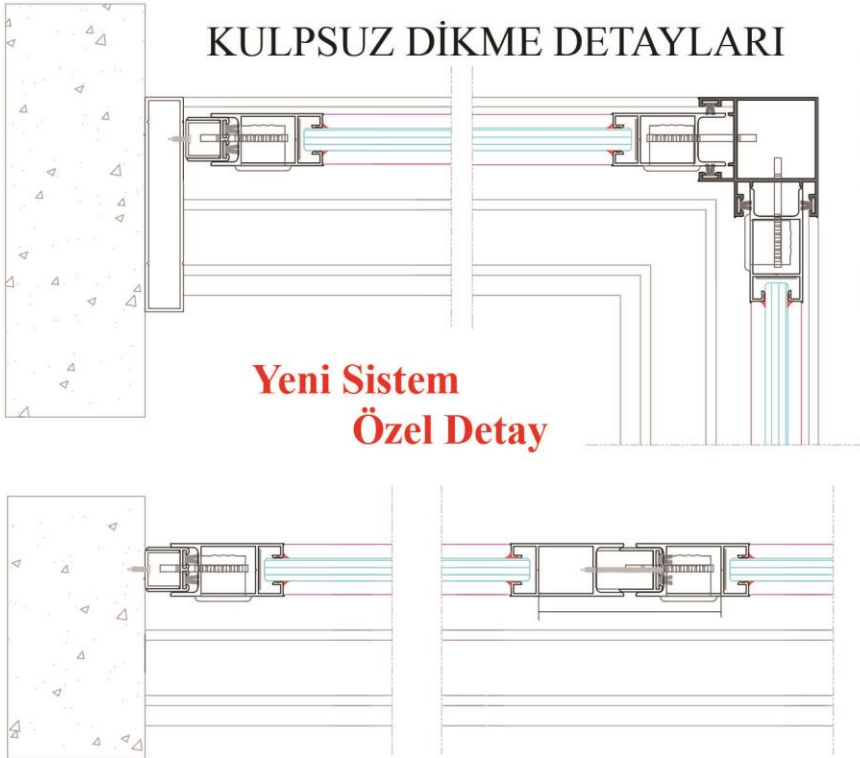
90 Dereceli Mıknatıs
Kilitlemeli Dönüş Detayı




Düz Mıknatıs Kilitlemeli Orta
Birleşim Detayı





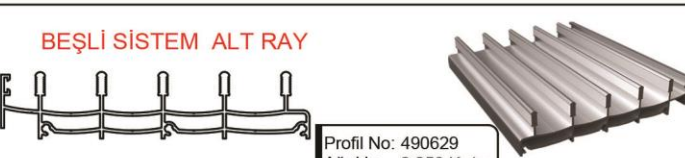




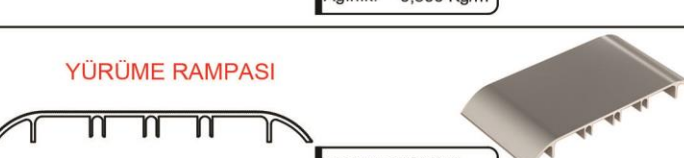





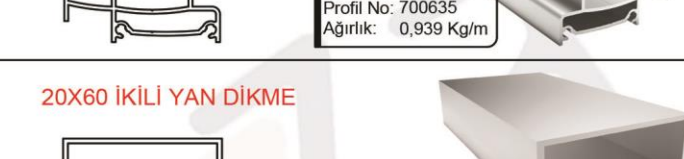







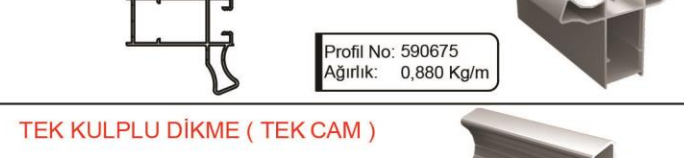
KULPSUZ DİKME DETAYLARI

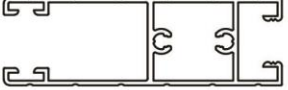

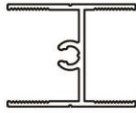

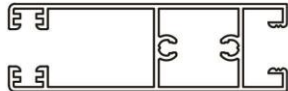



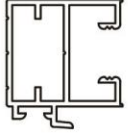



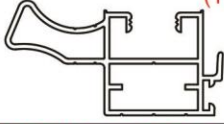

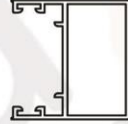











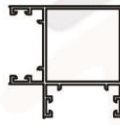

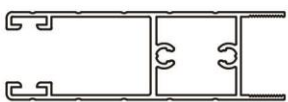



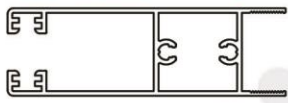



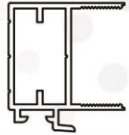



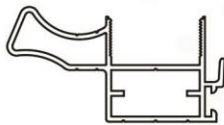


















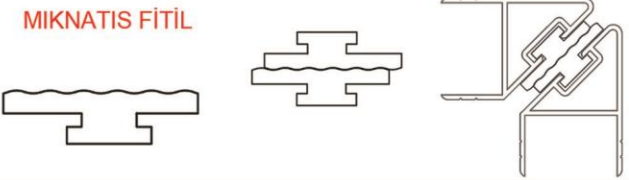


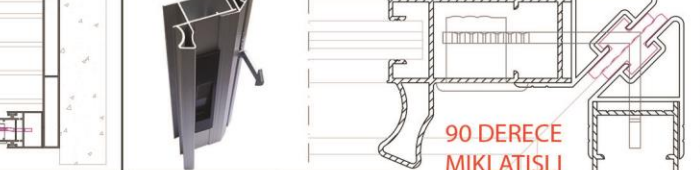
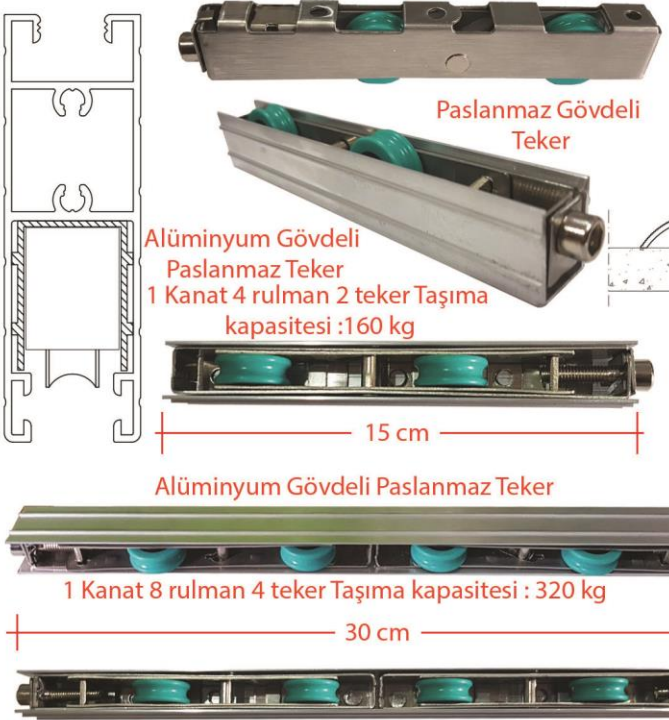
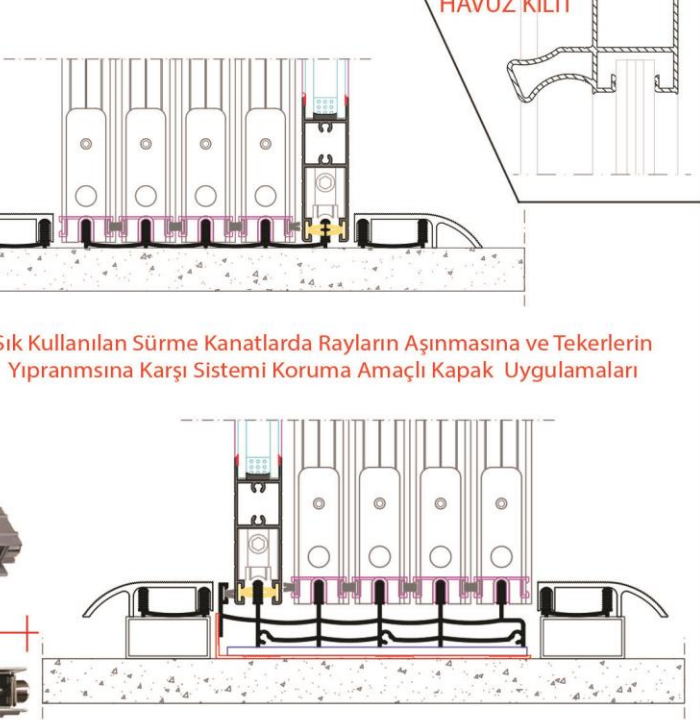
Yan Dikmeli Duvar Mıknatıslı
Kilitlemeli Detayı



Yan Dikmesiz Duvar Mıknatıslı
Kilitlemeli Detayı


<p>BEŞLİ SİSTEM ÜST RAY</p>  <p>Profil No: 530685 Ağırlık: 2,580 Kg/m</p>	<p>ÜÇLÜ SİSTEM ZEMİN PROFİLİ (EŞİKSİZ)</p>  <p>Profil No: 580627 Ağırlık: 0,620 Kg/m</p>
<p>BEŞLİ SİSTEM ALT RAY</p>  <p>Profil No: 490629 Ağırlık: 2,250 Kg/m</p>	<p>ÜÇLÜ SİSTEM YAN DİKME</p>  <p>Profil No: 540687 Ağırlık: 0,890 Kg/m</p>
<p>BEŞLİ SİSTEM ZEMİN PROFİLİ (EŞİKSİZ)</p>  <p>Profil No: 580628 Ağırlık: 1,110 Kg/m</p>	<p>SU TAHLİYE DENİZLİĞİ (100 lük 3'LÜ SÜRMEYE GÖRE)</p>  <p>20 X 100 Profil No: 1006129 Ağırlık: 0,500 Kg/m</p>
<p>BEŞLİ SİSTEM YAN DİKME</p>  <p>Profil No: 490630 Ağırlık: 1,410 Kg/m</p>	<p>YÜRÜME RAMPASI</p>  <p>Profil No: 580629 Ağırlık: 1,640 Kg/m</p>
<p>SU TAHLİYE DENİZLİĞİ (150 lük 5'Lİ SÜRMEYE GÖRE)</p>  <p>20 X 150 Profil No: TN1785 Ağırlık: 0,690 Kg/m</p>	<p>İKİLİ SİSTEM ÜST RAY</p>  <p>Profil No: 700634 Ağırlık: 1,107 Kg/m</p>
<p>DÖRTLÜ SİSTEM ÜST RAY</p>  <p>Profil No: 700629 Ağırlık: 2,080 Kg/m</p>	<p>İKİLİ SİSTEM ALT RAY</p>  <p>Profil No: 700635 Ağırlık: 0,939 Kg/m</p>
<p>DÖRTLÜ SİSTEM ALT RAY</p>  <p>Profil No: 700628 Ağırlık: 1,791 Kg/m</p>	<p>20X60 İKİLİ YAN DİKME</p>  <p>Profil No: 1069 Ağırlık: 0,750</p>
<p>DÖRTLÜ SİSTEM YAN DİKME</p>  <p>Profil No: 700638 Ağırlık: 1,168 Kg/m</p>	<p>BİRLİ SİSTEM ÜST RAY</p>  <p>Profil No: 700636 Ağırlık: 0,706 Kg/m</p>
<p>SU TAHLİYE DENİZLİĞİ (120 lük 4'LÜ SÜRMEYE GÖRE)</p>  <p>20 X 120 Profil No: TN1784 Ağırlık: 0,565 Kg/m</p>	<p>BİRLİ SİSTEM ALT RAY</p>  <p>Profil No: 700637 Ağırlık: 0,591 Kg/m</p>
<p>ÜÇLÜ SİSTEM ÜST RAY</p>  <p>Profil No: 540684 Ağırlık: 1,591 Kg/m</p>	<p>ÇİFT KULPLU DİKME (TEK CAM)</p>  <p>Profil No: 590675 Ağırlık: 0,880 Kg/m</p>
<p>ÜÇLÜ SİSTEM ALT RAY</p>  <p>Profil No: 540685 Ağırlık: 1,370 Kg/m</p>	<p>TEK KULPLU DİKME (TEK CAM)</p>  <p>Profil No: 490628 Ağırlık: 0,700 Kg/m</p>

<p>ALT ETEK (TEK CAM)</p>   <p>Profil No: 530682 Ağırlık: 0,780 Kg/m</p>	<p>KAROLAJLI ORTA KAYIT (ISICAM)</p>   <p>Profil No: 580649 Ağırlık: 0,260 Kg/m</p>
<p>ÜST BAZA (TEK CAM)</p>   <p>Profil No: 490626 Ağırlık: 0,800 Kg/m</p>	<p>MIKNATIS YUVASI</p>   <p>Profil No: 650697 Ağırlık: 0,388 Kg/m</p>
<p>KULPSUZ DİKME (TEK CAM)</p>   <p>Profil No: 490627 Ağırlık: 0,410 Kg/m</p>	<p>U PROFİL - MIKNATIS YUVASI DİREKT DUVARA KULLANILIR</p>   <p>Profil No: 570689 Ağırlık: 0,160 Kg/m</p>
<p>KULPLU TAKVİYELİ DİKME (TEK CAM)</p>   <p>Profil No: 640638 Ağırlık: 0,588 Kg/m</p>	<p>YAN DİKME U SU</p>   <p>Profil No: 540673 Ağırlık: 0,560 Kg/m</p>
<p>KAROLAJLI ORTA KAYIT (TEK CAM)</p>   <p>Profil No: 540689 Ağırlık: 0,370 Kg/m</p>	<p>KANAL KAPATMA ADAPTÖRÜ</p>   <p>Profil No: 540688 Ağırlık: 0,250 Kg/m</p>
<p>ÇİFT KULPLU DİKME (ISICAM)</p>   <p>Profil No: 590676 Ağırlık: 0,820 Kg/m</p>	<p>DİRENÇ ARTIRICI TAKVİYE PROFİLİ</p>   <p>Profil No: 590673 Ağırlık: 0,120 Kg/m</p>
<p>TEK KULPLU DİKME (ISICAM)</p>   <p>Profil No: 580630 Ağırlık: 0,640 Kg/m</p>	<p>90 DERECE DÖNÜŞ PROFİLİ</p>   <p>Profil No: 650696 Ağırlık: 0,864 Kg/m</p>
<p>ALT ETEK (ISICAM)</p>   <p>Profil No: 580631 Ağırlık: 0,720 Kg/m</p>	<p>KOL SÜRME SERİLER İÇİN (İçten Kilitlemeli)</p>  
<p>ÜST BAZA (ISICAM)</p>   <p>Profil No: 580632 Ağırlık: 0,750 Kg/m</p>	<p>SÜRME (HOROZ TİPİ) KİLİT (İçten ve Dıştan Kilitlemeli)</p>  
<p>KULPSUZ DİKME (ISICAM)</p>   <p>Profil No: 540686 Ağırlık: 0,350 Kg/m</p>	<p>SÜRME TEKER Özel Yapım</p>   <p>2 YIL GARANTİLİ</p>
<p>KULPLU TAKVİYELİ DİKME (ISICAM)</p>   <p>Profil No: 640639 Ağırlık: 0,533 Kg/m</p>	<p>SIZDIRMAZLIK CONTASI (SU VE TOZ)</p>  

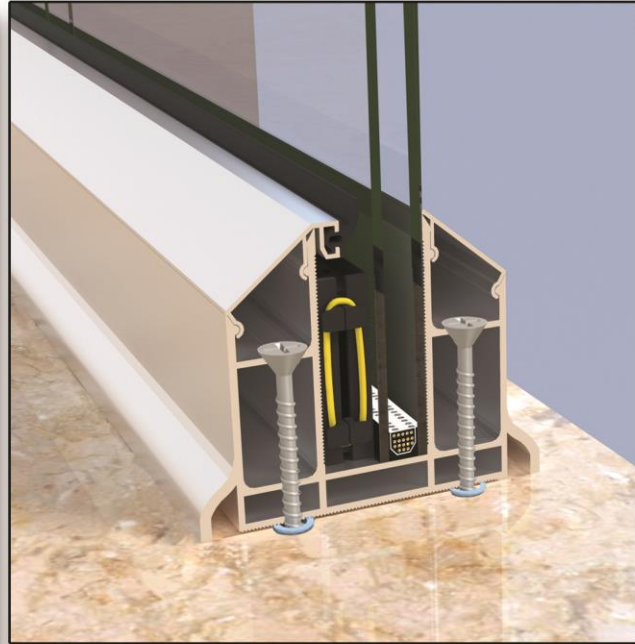
<p>SİNEKLİK RAY PROFİLİ</p>  <p>Profil No: 740625 Ağırlık: 0,220</p>	<p>SİNEKLİK TEKERİ</p> 
<p>SÜRME SİNEKLİK PROFİLİ</p>  <p>Profil No: 1206173 Ağırlık: 0,450</p>	<p>SÜRME KULP TAKOZ PLASTİĞİ SAĞ ve SOL</p> 
<p>SÜRME RAY KAPAĞI</p> 	<p>SÜRME KULP TAPASI SAĞ ve SOL</p> 
<p>PANÇ İLE DELİNİMİŞ GÜNEŞ KIRICI KASA PROFİLİ 3 mt. Boylar Halinde</p>  <p>Profil No: 650698 Ağırlık: 0,162</p>	<p>KIL FİTİL FİNLİYATAY PROFİLLER İÇİN (1100)</p>  <p>PLASTİK VİDA TIPASI</p>  <p>ISI CAM TAKOZU</p>  <p>KIL FİTİL FİNLİ DİKEY PROFİLLER İÇİN (700)</p> 
<p>GÜNEŞKIRICI PROFİLİ 1 m²'ye 29 adet güneş kırıcı kullanılır.</p>  <p>Profil No: 650699 Ağırlık: 0,190</p>	<p>KULPSUZ ORTA BİRLEŞİM PROFİLİ</p> <p>ISICAM Profil No: 0060 Ağırlık: 0,497 Kg/m</p> <p>TEK CAM Profil No: 750692 Ağırlık: 0,554 Kg/m</p> <p>KULPSUZ ORTA BİRLEŞİM APARATI Profil No: 750691 Ağırlık: 0,203 Kg/m</p> 
<p>MİKNATIS FİTİL</p> 	<p>(130 x 50) KOMPOZİT PARÇASI (5 Lİ SÜRMELER İÇİN)</p> <p>(120 x 50) KOMPOZİT PARÇASI (4 LÜ SÜRMELER İÇİN)</p> <p>(95 x 50) KOMPOZİT PARÇASI (3 LÜ SÜRMELER İÇİN)</p> 
<p>HAVUZ KİLİT</p> 	<p>90 DERECE MİKLATISLI HAVUZ KİLİT</p> 
<p>Paslanmaz Gövdeli Teker</p> <p>Alüminyum Gövdeli Paslanmaz Teker 1 Kanat 4 rulman 2 teker Taşıma kapasitesi :160 kg</p> <p>Alüminyum Gövdeli Paslanmaz Teker 1 Kanat 8 rulman 4 teker Taşıma kapasitesi : 320 kg</p> <p>15 cm</p> <p>30 cm</p> 	<p>Sık Kullanılan Sürme Kanatlarında Rayların Aşınmasına ve Tekerlerin Yıpranmasına Karşı Sistemi Koruma Amaçlı Kapak Uygulamaları</p> 

Cam Balkon Uygulamalı Sistemler

YÜKSEK KATLARDA DIŞ TARAFTAN CAM SİLMEYE UYGUN



ISICAM VE DÜZ CAM KÜPEŞTE KORKULUK
ISICAMLI VE DÜZ CAMLI KÜPEŞTE ÜZERİNE UYGULANABİLEN
SÜRME SİSTEMİ



TR 2015/09747 Numara ile TPE
nezinde PATENT Tescilli ' ile
Korunmaktadır



Fatin Sokak No:39 Siteler
ANKARA / TÜRKİYE
Tel : (+90.312)350 30 05 (pbx)
Fax : (+90.312)353 70 80
Gsm : (+90.532)232 47 66
www.ozaluminyum.com.tr
www.piazza.com.tr

 **piazza**
Alüminyum Sistemleri